





ROOFTOP MECHANICAL EQUIPMENT SCREEN

ROOF PLAN KEYNOTES & LEGEND	
A	WHITE ROOF MEMBRANE
B	ROOFTOP MECHANICAL EQUIPMENT AREA
	ROOFTOP MECHANICAL EQUIPMENT COVERAGE COVERAGE AREA = 3,090 SF (20.37% OF TOTAL ROOF AREA)



REV.	DATE	DESCRIPTION
01	05-13-2025	D.R.C. SUBMITTAL

ALL MEASUREMENTS MUST BE VERIFIED BEFORE BEGINNING THE WORK. NO MEASUREMENTS ARE TO BE SCALED DIRECTLY FROM THIS DRAWING.



Client
VERA FUND
NICK POLYUSHKIN
& YURI KHARITONENKOV
TEL: 305.833.3303

Project
1600 S FEDERAL HIGHWAY (MIXED-USE PROJECT)
1600 SOUTH FEDERAL HIGHWAY,
POMPAHO BEACH, FL 33062

Title ROOF PLAN	
Drawn J. WU	Field ARCHITECTURE
Verified N. TREMBLAY	Scale as shown
Approved S. L'ECUYER	Date 08-15-2025
Project Manager J. WU	Dwg. no. A-207
Project 24-838	